



## Inductive sensor

### NBN40-U2-E2

- Sensor head bidirectional and rotatable
- 40 mm non-flush
- 3-wire DC
- 4 LEDs indicator for 360° visibility



## Dimensions



## Technical Data

### General specifications

Switching function		Normally open (NO)
Output type		PNP
Rated operating distance	$s_n$	40 mm
Installation		non-flush
Output polarity		DC
Assured operating distance	$s_a$	0 ... 32.4 mm
Actual operating distance	$s_r$	36 ... 44 mm typ. 40 mm
Reduction factor $r_{AI}$		0.31
Reduction factor $r_{Cu}$		0.3

Release date: 2022-06-22 Date of issue: 2022-06-22 Filename: 203100\_eng.pdf

Refer to "General Notes Relating to Pepperl+Fuchs Product Information".

Pepperl+Fuchs Group  
www.pepperl-fuchs.com

USA: +1 330 486 0001  
fa-info@us.pepperl-fuchs.com

Germany: +49 621 776 1111  
fa-info@de.pepperl-fuchs.com

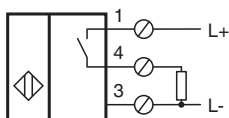
Singapore: +65 6779 9091  
fa-info@sg.pepperl-fuchs.com

PEPPERL+FUCHS



## Technical Data

Reduction factor $r_{304}$		0.74
Reduction factor $r_{Brass}$		0.39
Output type		3-wire
<b>Nominal ratings</b>		
Operating voltage	$U_B$	10 ... 30 V DC
Switching frequency	$f$	0 ... 180 Hz
Hysteresis	$H$	typ. 5 %
Reverse polarity protection		reverse polarity protected
Short-circuit protection		pulsing
Voltage drop	$U_d$	$\leq 2$ V
Operating current	$I_L$	0 ... 200 mA
Off-state current	$I_r$	0 ... 0.5 mA typ. 0.01 mA
No-load supply current	$I_0$	$\leq 20$ mA
Time delay before availability	$t_v$	80 ms
Operating voltage indicator		LED, green
Switching state indicator		LED, yellow
<b>Functional safety related parameters</b>		
MTTF <sub>d</sub>		1510 a
Mission Time ( $T_M$ )		20 a
Diagnostic Coverage (DC)		0 %
<b>Compliance with standards and directives</b>		
Standard conformity		
Standards		EN 60947-5-2:2007 EN 60947-5-2/A1:2012 IEC 60947-5-2:2007 IEC 60947-5-2 AMD 1:2012
<b>Approvals and certificates</b>		
UL approval		cULus Listed, General Purpose
CCC approval		CCC approval / marking not required for products rated $\leq 36$ V
<b>Ambient conditions</b>		
Ambient temperature		-25 ... 85 °C (-13 ... 185 °F)
<b>Mechanical specifications</b>		
Connection type		screw terminals
Information for connection		A maximum of two conductors with the same core cross section may be mounted on one terminal connection! tightening torque 1.2 Nm + 10 %
Core cross section		up to 2.5 mm <sup>2</sup>
Minimum core cross-section		without wire end ferrule 0.5 mm <sup>2</sup> , with connector sleeves 0.34 mm <sup>2</sup>
Maximum core cross-section		without wire end ferrule 2.5 mm <sup>2</sup> , with connector sleeves 1.5 mm <sup>2</sup>
Housing material		PA/metal with epoxy powder coating
Sensing face		PA
Housing base		plastic
Degree of protection		IP68 / IP69K
Mass		225 g
Note		Tightening torque: 1.8 Nm (housing)

## Connection



**Accessories**

	<b>MH 04-2681F</b>	Mounting aid for VariKont, +U1+ and +U9*
	<b>MHW 01</b>	Modular mounting bracket